




3751 Wiregrass Road  
New Port Richey, FL 34655  
Phone: (727) 312-3272

Email: [stagesprd@aol.com](mailto:stagesprd@aol.com)  
Website: [www.stagesproductions.com](http://www.stagesproductions.com)

---

## An Educator's Guide to:



 Throughout the study guide, this symbol means that specific Florida Standards are being addressed that correlate activities directly to Florida Assessments. As new standards are created and approved by the Florida Department of Education, this may change. The Standards listed here are currently the most up to date. Please visit [www.cpalms.org](http://www.cpalms.org) for more information and to customize this guide to your specific grade level.



Stages Productions – 2020

## **THE THEATRE IS A SPECIAL TREAT**

Let us concentrate for a moment on a vital part of youth theatre: the young people. Millions of youngsters attend plays every season, and for some the experience is not particularly memorable or entertaining. The fault may lie with the production - but often the fault lies in the fact that these youngsters have not been properly briefed on appropriate theatre manners. Going to the theatre is not a casual event such as flipping on the TV set, attending a movie or a sports event. Going to the theatre is a SPECIAL OCCASION, and should be attended as such. In presenting theatre manners to young people we take the liberty of putting the do's and don'ts in verse, and hope that concerned adults will find this a more palatable way of introducing these concepts to youngsters.

### **MATINEE MANNERS**

by PEGGY SIMON TRAKTMAN

**The theatre is no place for lunch,  
Who can hear when you go "crunch?"  
We may wear our nicest clothes  
When we go to theatre shows.  
Do not talk to one another  
(That means friends or even mother)  
When you go to see a show,  
Otherwise you'll never know  
What the play is all about  
And you'll make the actors shout  
Just to make themselves be heard.  
So, be still - don't say a word  
Unless an actor asks you to...  
A thing they rarely ever do.  
A program has a special use  
So do not treat it with abuse!  
Its purpose is to let us know  
Exactly who is in the show  
It also tells us other facts  
Of coming shows and future acts.  
Programs make great souvenirs  
Of fun we've had in bygone years  
Keep your hands upon your lap**

**But if you like something you clap  
Actors like to hear applause.  
If there is cause for this applause.  
If a scene is bright and sunny,  
And you think something is funny  
Laugh- performers love this laughter  
But be quiet from thereafter.  
Don't kick chairs or pound your feet  
And do not stand up in your seat,  
Never wander to and fro -  
Just sit back and watch the show.  
And when the final curtain falls  
The actors take their "curtain calls"  
That means they curtsy or they bow  
And you applaud, which tells them how  
You liked their work and liked the show.  
Then, when the lights come on, you go  
Back up the aisle and walk - don't run  
Out to the lobby, everyone.  
The theatre is a special treat  
And not a place to talk or eat.  
If you behave the proper way  
You really will enjoy the play.**

### **SYNOPSIS**

Pinkalicious loves pink and wants everything in her life to be pink. Her dream is to radiate pink. After over indulging in pink cupcakes, she wakes up pink. She is thrilled to be pink and have her dream come true. Her parents take her to the doctor, and she is diagnosed with pinkitis. On the way home, Pinkalicious plays at the playground but is attacked by birds and bees when she is mistaken for a pink flower. Her best friend doesn't even recognize her as she is camouflaged in the garden. At home, she eats another cupcake, and the next morning she wakes up red and develops pink eye pinkitis whereby she can only see the color pink. Now she must do something to fix her predicament. She bravely follows the doctor's order to eat green food. Due to her new resolve, Pinkalicious is transformed back to normal. Pinkalicious has learned self-control and to be careful for what you wish for. Her brother, on the other hand, has eaten the last cupcake, turns pink, and shouts with glee: Pink-A-Boo!



## HOW A PLAY IS MADE

It takes a lot of hard work to create a play. There are many important people whose jobs are to bring stories to life on stage.

First, the script is written by a **playwright**. If the play is a musical, there is also a **composer** and a **lyricist** who write the music and words to the songs.

A **director** is the person in charge of choosing the cast and putting the whole show together. If there is music in the play, it is a **music director's** job to teach the songs to the actors. If there is dance in the play, a **choreographer** makes up and teaches all the dances. Each **actor** is assigned a character (in some plays, actors play multiple characters) and their job is to memorize all the lines, songs, and movement and to give every audience the best performance they can.

It also takes a team of talented designers to bring a play to life.

The **set designer's** job is to imagine what the scenery looks like. In the play you will see soon. The set is primarily the Pinkerton house, but we also travel to Dr. Wink's office and the park. The set is built and decorated by a team of **carpenters** and **painters**.

The **costume designer** is in charge of deciding what each actor will wear, and finding or making all of their costumes.

A **lighting designer** is a person who makes sure all the action of the play can be seen. The lights can also help set the season, time of day, and mood of each scene.

A **sound designer** is in charge of all the sounds in the play.


The **prop designer** creates all of the small items used in the play. This play has many props, including things like the cupcakes, the telephone, the doctor's tools, and all of the green food.

The **stage manager** has the very important job of making sure that everyone is doing their job that everything runs smoothly for each performance.

## ALL ABOUT THE BOOK!

The *Pinkalicious* book series contains nearly 40 books, written and illustrated by Victoria Kann. The first two books in the series, *Pinkalicious* and *Purplicious* were co-written by the author's sister, Elizabeth Kann.

The stories center around Pinkalicious Pinkerton and her younger brother, Peter. They both love the color pink! In the first book of the series, Pinkalicious eats too many pink cupcakes and turns pink from head to toe. The doctor says the only cure is to eat green foods. Pinkalicious isn't sure about eating green foods, but once she tries them, she realizes they aren't so bad.



## MEET THE AUTHORS



**Victoria Kann** is the award-winning illustrator and author of the picture book series featuring the whimsical and effervescent character Pinkalicious. Victoria coauthored and illustrated the first two books, *Pinkalicious* and *Purplicious*, and the play PINKALICIOUS THE MUSICAL. She wrote and illustrated the New York Times number-one bestsellers *Goldilicious*, *Silverlicious*, and *Emeraldalicious*, as well as *Aqualicious*. Currently she is working on several more books about the adventures and antics of Pinkalicious. Follow Pinkalicious on Facebook <https://www.facebook.com/pinkalicious/>.





**Elizabeth Kann** is a doctor who has yet to see an actual case of Pinkitis. She co-authored the text of *Pinkalicious* and *Purplicious* with her sister, Victoria Kann. Her writing has appeared in a variety of newspaper and print publications. She lives in Pennsylvania with her husband, who is also a doctor, and their three children.

## BEFORE THE PLAY

1. Pinkalicious loves the color pink. What is your favorite color and why?
2. Pinkalicious has a mom, a dad, and a younger brother in her family, but there are a lot of ways to make a family. Who are the members in your family?
3. This story is filled with characters who have unique traits that make them special. Can you think of things about you and your friends that make you different from each other? How about things that you have in common?
4. After Pinkalicious eats green food, she realizes it's not so bad. Have you ever been scared to do something, but then liked it after you tried it?
5. Pinkalicious has a best friend named Alison. Do you have a best friend? Have you ever had a disagreement with your friend? How did you solve it?




## AFTER THE PLAY

1. Which character in the play was your favorite and why?
2. Did you notice anything in the play that was different from the book? What did you see?
3. What are some things you have in common with the characters in the play?
4. Peter discovers that his love of the color pink makes him special. What are some things about you that make you unique and special?
5. Did you have a favorite scene or song in the play? What was it and why?

---

## Florida Assessment Standards

- ✍ **TH.1.S.1.1: Exhibit appropriate audience etiquette and response.**
- ✍ **SP.PK12.US.20.3** Identify and maintain behaviors that build positive relationships with peers and adults, including friendships, family relations, and cooperating with peers.
- ✍ **SS.K.C.2.2** Demonstrate that conflicts among friends can be resolved in ways that are consistent with being a good citizen.
- ✍ **HE.K.C.2.2** Recognize the characteristics of a friend.
- ✍ **HE.K.C.2.4** Explain the importance of rules to maintain health.
- ✍ **HE.1.C.1.1** Identify healthy behaviors.
- ✍ **HE.2.B.5.2** Name healthy options to health-related issues or problems.
- ✍ **SS.K.C.2.2** Demonstrate that conflicts among friends can be resolved in ways that are consistent with being a good citizen.
- ✍ **SP.PK12.DH.5.4a** Communicate with others in ways appropriate for the relationship, such as friends and family
- ✍ **LAFS.2.RL.2.5** - Describe the overall structure of a story, including describing how the beginning introduces the story and the ending concludes the action.
- ✍ **SC.K2.CS-CS.2.6-** Illustrate thoughts, ideas, and stories in a step-by-step manner using writing tools, digital cameras, and drawing tools
- ✍ **TH.2.C.1.2** -Respond to a play by drawing and/or writing about a favorite aspect of it.
- ✍ **TH.1.0.3.1** The student understands the artistic characteristics of various media and the advantages and disadvantages of telling stories through those artistic media.
- ✍ **LAFS.2.RL.3.9** . The student recognizes the use of comparison and contrast in a text
- ✍ **SP.PK12.US.1.3c** Apply skills and strategies in written communication, including setting a purpose for writing, creating complete simple and complex sentences, and organizing information into different types of paragraphs and essays.
- ✍ **MU.2.S.3.4** Compare aural melodic patterns with written patterns to determine whether they are the same or different.
- ✍ **TH.K.0.2.1:** Draw a picture of a favorite scene from a play.
- ✍ **TH.K.C.2.1:** Respond to a performance and share personal preferences about parts of the performance.

 **TH.2.C.1.2:** Respond to a play by drawing and/or writing about a favorite aspect of it.

## WHAT COLORS ARE YOUR FOODS?

Pinkalicious has to go to the doctor because she eats too many pink cupcakes. It's important to eat a healthy variety of foods, with lots of colors! Draw a line to match the foods below to their color.

STRAWBERRIES

PURPLE

BROCCOLI

BROWN

BANANA

RED

WHEAT BREAD

ORANGE

GRAPES

GREEN

CARROT

BLUE

BLUEBERRIES

YELLOW





## TELL A STORY ABOUT YOU!

Pinkalicious doesn't think she is going to like green food, but once she tries it, she realizes it's not so bad! Can you think of a time you tried something you thought you wouldn't like? How did it turn out? Write your story below, or have a grown-up help you write it.

---

---

---

---

---

---

---

---

---

---

## YOU ARE THE DESIGNER!

A team of designers helped to make PINKALICIOUS THE MUSICAL come to life. Now it's your turn to be a designer! Use this page to draw your own design of a **SET** (a place the characters can go), a **COSTUME** (something for one of the characters to wear), or a **PROP** (something the characters can use, eat or play with.)

# WRITE ABOUT YOUR FAVORITE COLOR

Colors are very important in this play. Pinkalicious loves the color pink! What is YOUR favorite color? Tell us about it below:

MY FAVORITE COLOR IS:: \_\_\_\_\_

It looks like: \_\_\_\_\_

It sounds like: \_\_\_\_\_

It feels like: \_\_\_\_\_

It taste like: \_\_\_\_\_

It smells like: \_\_\_\_\_

I love the color \_\_\_\_\_ because \_\_\_\_\_

---



# COUNT THE CUPCAKES

Can you count and add how many cupcakes you see?



**TOTAL =**

## **The Art of Florida Assessments**

*Contributed by Patricia Linder*

**✍ Visual and Performing Arts Field Trips provide an excellent source of support for the development of skills necessary for success on the Florida Assessments. We invite you to use these instructional strategies to enhance assessments preparation through your theatre field trip.**

### **Theatre Activities**

### **Cognitive Level 1**

Read the story (or play) your field trip performance is based on.

Name the main character.

List all the characters.

Identify the setting.

List the story events in the order they happened.

Describe a character (or setting).

Explain the problem (or conflict) in the story.

Explain how the actors used stage props to tell the story (or develop characterization).

Discuss how the blocking, or positioning of the actors on stage affected the performance.

Discuss how unusual technical elements (light, shadow, sound, etc.) were used in the performance.

Draw a picture of a character.

Illustrate or make a diorama of a scene from the performance.

Draw a poster to advertise the performance.

Work with other students to act out a scene.

Demonstrate how an actor used facial expression to show emotion.

Write a narrative story to summarize the plot of the performance story.

Use a map and/or timeline to locate the setting of the story.

Make a mobile, showing events in the story

### **Cognitive Level II**

Would the main character make a good friend? Write an expository essay explaining why or why not.

Create a graph that records performance data such as: female characters, male characters, animal characters or number of characters in each scene, etc.

Compare/Contrast a character to someone you know or compare/contrast the setting to a different location or time.

Solve a special effects mystery. Use words or pictures to explain how “special effects” (Lighting, smoke, sound effects) were created.

Imagine the story in a different time or place. Design sets or costumes for the new setting.

You’re the director. Plan the performance of a scene in your classroom. Include the cast of characters, staging area, and ideas for costumes, scenery, and props in your plan.

Create a new ending to the story.

Did you enjoy the performance? Write a persuasive essay convincing a friend to go see this production.

Write a letter to the production company nominating a performer for a “Best Actor Award.” Explain why your nominee should win the award.

Create a rubric to rate the performance. Decide on criteria for judging: Sets, Costumes, Acting, Lighting, Special Effects, Overall Performance, etc.

## **THE PRODUCER**

**STAGES PRODUCTIONS** is a professional theatre ensemble that specializes in bringing classic fairy tales and educational programming to over 150,000 young people each year throughout the Southeast.

STAGES' show credits include critically acclaimed performances of: *Elephant and Piggie: We are in a play!*, *School House Rock Live!*, *Let Freedom Sing* and *Charlotte's Web*. Be sure to join us for our 33<sup>rd</sup> anniversary season featuring; *Main Street Kids Club: A Mathstart Musical*, *Holiday Traditions Around the World*, *Pinkalicious the Musical*, *The Three Little Pigs: A Healthy Habits Adventure* and *Mother Goose: Prime Time Rhyme*

STAGES PRODUCTIONS is dedicated to making drama an integral part of education, and lesson plans help incorporate these plays into the student's curriculum. Thank you for supporting this mission by choosing a STAGES PRODUCTIONS play! [www.stagesproductions.com](http://www.stagesproductions.com)

## **REFERENCES**

Linder, P. The Art of Florida Assessments

Traktman, P., Matinee Manners.

Salt Lake City Acting Company for additional materials and activities.